

Form 19238

(339)

Printed in U. S. A.

LIST OF PARTS



MACHINE No. 32-63

THE SINGER MANUFACTURING COMPANY

INSTRUCTIONS FOR OILING

To ensure easy running and prevent unnecessary wear of the parts which are in movable contact, the machine requires oiling.

Use Singer "Oil For High Speed Sewing Machines (Cloth and Leather)" for general use or "Stainless Oil For High Speed Sewing Machines" where a stainless oil is desired.

Take out the three screws which fasten the face plate, and remove the face plate. Apply a drop or two of oil to the oil holes and moving parts in the face of the machine, then replace the face plate.

Also apply oil to the oil holes and other oiling points in the arm and bed of the machine.

Lay the machine back on its rear side and apply a drop or two of oil to the bearing at each end of the pitman rod at the under side of the machine bed, also to the roller which moves in the fork of the oscillating rock shaft.

Copyright, U. S. A., 1937 and 1939
by The Singer Manufacturing Co.
All Rights Reserved for all Countries

INDEX

	Page
Accessories.....	11
Bobbin Winder.....	11
Carpet Guide.....	11
Knee Lifter Parts.....	12
Machine No. 32-63.....	5
Numerical List of Parts.....	13
Tape Reel.....	12

INSTRUCTIONS FOR ORDERING

In ordering from this list, use ONLY the part NUMBER in the FIRST column.

The number stamped on a Sewing Machine Part is in every case the number of the single part only.

Every combination of parts sent out as such has its specific number, which, although not stamped on the parts, must be used when ordering the combination.

Each number always indicates the SAME PART in whatever list it appears, or for whatever machine.

The letters after some of the numbers indicate the style of finish only, as follows:

- A-Hardened, Polished, Nickel Plated and Buffed
- A.A-Buffed and Chromium Plated
- A.B-Hardened, Polished, Buffed and Chromium Plated
- B-Polished, Nickel Plated and Buffed
- C-Hardened Only
- C.R-Hardened and Merlized
- D-Polished Only
- E-Soft, Not Polished
- F-Hardened and Polished
- F.J-Hardened, Polished and Nickel Plated
- G-Bright Rumbled and Nickel Plated
- H-Blued
- J-Nickel Plated Only
- K-Hardened and Nickel Plated
- L-Brass Plated
- M-Oxidized
- N-Japanned, Dull
- P-Japanned, Bright
- P.P-Wrinkle Finish
- R-Merlized
- S-Cadmium Plated
- T-Copper Plated
- T.A-Hardened, Polished, Copper and Nickel Plated and Buffed
- T.B-Copper and Nickel Plated and Polished
- T.J-Copper and Nickel Plated Only
- T.K-Hardened, Copper and Nickel Plated
- T.L-Copper and Brass Plated
- T.M-Copper Plated and Oxidized
- U-Zinc Plated
- V-Silver Plated
- W-Polished and Nickel Plated
- X-Black Oxide, for Iron and Steel
- X.C-Hardened and Black Oxide, for Iron or Steel
- Y-Black Nickel Plated Only
- Z-Chromium Plated
- Z.A-Hardened, Polished, Nickel Plated, Buffed and Chromium Plated
- Z.B-Polished, Nickel Plated, Buffed and Chromium Plated
- Z.C-Hardened and Chromium Plated
- Z.D-Polished and Chromium Plated
- Z.G-Bright Rumbled, Nickel Plated, Bright Rumbled and Chromium Plated
- Z.J-Nickel and Chromium Plated
- Z.T-Copper and Chromium Plated

These letters MUST BE USED when they appear in the list; and AFTER the number as in the list.


In this series:

- 1 to 1500, 50001 to 51500 and 140001 to 142000 are Screw Numbers
- 1501 to 1800 and 51501 to 51800 are Nut Numbers
- 1801 to 2000 and 51801 to 52000 are Roller Numbers
- 2001 to 50000 and 52001 to 140000 and 142001 to 190000 are Sewing Machine Parts, 190001 and upward are numbers of Electrical Parts.

The figures in the second column refer only to the plates, illustrating the parts, and are NOT TO BE USED in ordering.

Parts marked with an asterisk (*) are furnished only when repairs are made at factory.

LIST OF PARTS COMPLETE FOR



MACHINE No. 32-63

For Serging and Attaching a Binding to the Edge of Carpets in One Operation with a Zigzag Stitch. Needle throw up to $\frac{1}{4}$ inch. Adjustable guides to conform with variation in the throw of needle. Upper wheel feed. Knee Lifter. Speed 800 R.P.M.

No.	Plate	Name
*15670	----	Arm with 122D, 283D, 7257, 15404 and two 15405.....
2002	3482	Arm Dowel Pin.....
123E	3482	" Screw.....
15671	3478	" Shaft (horizontal).....
33875	3478	" " " Gear (24 teeth) with 458C.....
2117	3478	Arm Shaft (horizontal) Gear Pin.....
458C	3478	" " " " Set Screw...
144D	3478	" " " " Screw.....
7471	3478	" " (upright).....
7599	3478	" " " Collar with 462C....
2117	3478	" " " " Pin.....

PARTS FOR MACHINE No. 32-63

No.	Plate	Name
462C	3478	Arm Shaft (upright) Collar Set Screw....
33876	3478	" " " Gear (24 teeth) with 449C.....
2117	3478	Arm Shaft (upright) Gear Pin.....
449C	3478	" " " " Set Screw.....
15783	3478	" " " Lower Bearing Oil Tube
*7257	----	" Side Plate.....
122D	3482	" " " Screw.....
283D	3482	" " " Thumb Screw.....
52239	3478	" Spool Pin and Thread Eyelet.....
8879	3478	" " " Washer (cloth).....
7370	3478	Balance Wheel, 2 3/4 in. pulley, with two 448C.....
2862	3478	Balance Wheel, 3 in. pulley, for 3022...
448C	3478	" " " Set Screw.....
*142501	----	Bed.....
7259	3482	" Leg.....
145E	3482	" " Screw.....
256J	3478	Clamp Stop Motion Clamp Screw.....
248A	3478	" " " " Stop Screw.....
2020	3478	" " " " Washer.....
4933	3478	" " " Flanged Bushing with two 462C.....
462C	3478	Clamp Stop Motion Flanged Bushing Set Screw.....
3022	----	Clamp Stop Motion complete, Nos. 248A, 256J, 2020 and 4933.....
33958	3479	Face Plate with 10136.....
33959	3479	Face Plate with Tension Releaser com- plete, Nos. 106D, 10135, 33932 and 33958.....
190D	3479	Face Plate Screw.....
15676	3478	Feed Eccentric with two 448C.....
15677	3478	" " " Collar with two 448C....
448C	3478	" " " Set Screw.....
15678	3478	" " " Connection with 1012E....
1012E	3478	" " " Adjusting Screw
448C	3478	" " " Set Screw.....
15679	3480	" Ratchet Pawl with 2974.....
33D	3480	" " " Hinge Screw.....
15680	3480	" " " Spring.....
2974	3480	" " " " Pin.....
15681	3480	" " Retaining Pawl with 2974...
33D	3480	" " " " Hinge Screw.
15682	3480	" " " " Spring.....
2974	3480	" " " " " Pin..
15683	3480	" " Wheel.....
7958	3480	" " " Pin.....
15684	3480	" Regulator with 2974.....

PARTS FOR MACHINE No. 32-63

7

No.	Plate	Name
15685	3480	Feed Regulator Adjusting Screw Sleeve...
986C	3480	" " " " Stud.....
1538D	3480	" " " " Thumb Nut
6312	3480	" " " " " "
		washer.....
15686	3480	Feed Wheel.....
15752	3480	Feed Wheel complete, Nos. 428C, 986C, 1538D, 6312, 15679 to 15689, 15691, 15692, 33992, two 33D and three 7958.....
7958	3480	Feed Wheel Pin.....
15687	3480	" " Shaft.....
15688	3480	" " " Collar.....
7958	3480	" " " Pin.....
15689	3480	" " " Frame with 2974.....
33992	3480	" " " Bracket with 462C
161D	3480	" " " " Screw....
15691	3480	" " " " Connection.....
428C	3480	" " " " Hinge
		Screw.....
2269	3480	Feed Wheel Shaft Frame Connection Pin...
15692	3480	" " " " Hinge Pin.....
462C	3480	" " " " " Set Screw
7652	3481	Needle Bar with 15588.....
15721	----	Needle Bar complete, Nos. 665D, 7287, 7288, 7652 and 15537.....
7283	3481	Needle Bar Connecting Link with 1012E...
1012E	3481	" " " " Adjusting Screw
380C	3481	" " " " Hinge Screw....
1520E	3481	" " " " " Nut
7284	3481	" " " Stud with 453C....
453C	3481	" " " Set Screw....
7291	3481	" " Frame with 620C.....
33950	3478	" " Cam and Bevel Gear (36 teeth) with 15C.....
7290	3486	Needle Bar Frame Cam and Bevel Gear Cover.....
190D	3486	Needle Bar Frame Cam and Bevel Gear Cover Screw.....
15C	3478	Needle Bar Frame Cam and Bevel Gear Screw.....
33970	3478	Needle Bar Frame Driving Bevel Pinion (18 teeth) with two 453C.....
453C	3478	Needle Bar Frame Driving Bevel Pinion Set Screw.....
7293	3482	Needle Bar Frame Pitman.....
646F	3481	" " " " Hinge Screw....
7294	3491	" " " " Stud.....
620C	3491	" " " " Stop Screw.....

PARTS FOR MACHINE No. 32-63

No.	Plate	Name
7295	3482	Needle Bar Frame Regulator with 1820C...
*33861	----	" " " " 7295 with 549C, 7298, 33948 and two 226J.....
549C	3482	Needle Bar Frame Regulator Adjusting Screw Stud.....
7070	3482	Needle Bar Frame Regulator Adjusting Screw Stud Sleeve.....
226J	3482	Needle Bar Frame Regulator Adjusting Screw Stud Stop Screw (lower).....
226J	3482	Needle Bar Frame Regulator Adjusting Screw Stud Stop Screw (upper).....
1589D	3482	Needle Bar Frame Regulator Adjusting Screw Stud Thumb Nut.....
1820C	3482	Needle Bar Frame Regulator Roller and Stud.....
33948	3482	Needle Bar Frame Regulator Shaft.....
6533	3482	" " " " " Collar with 460C:.....
460C	3482	Needle Bar Frame Regulator Shaft Collar Set Screw.....
7298	3482	Needle Bar Frame Regulator Shaft Pin....
577C	3481	" " " Screw Center (lower)...
1517E	3481	" " " " " Nut
673F	3481	" " " " " (upper)...
1517D	3481	" " " " " Nut
15537	3481	" " Gib.....
7287	3481	" Clamp with 196F.....
196F	3481	" " Screw.....
7288	3481	" " Thread Guide.....
665D	3481	" " " Screw.....
142502	3485	" Plate.....
50231F	3485	" " Screw.....
15588	3481	" Stop Pin.....
14031	3483	Oscillating Rock Shaft with 4784.....
14856	3483	" " " Crank with 735C..
2049	3483	" " " Pin.....
735C	3483	" " " Set Screw..
4784	3483	" " " Oil Pad.....
7317	3483	" Shaft.....
7318	3483	" " Crank with 735C and 1813
2049	3483	" " " Pin.....
1813	3483	" " " Roller and Stud...
735C	3483	" " " Set Screw.....
15693	3481	Presser Bar.....
52016	3481	" " Lifter.....
36C	3481	" " " Screw.....
2308	3481	" " Spring.....
2070	3481	" " " Washer.....
263E	3481	Pressure Regulating Thumb Screw.....

No.	Plate	Name
2996	3479	Shuttle Bobbin.....
33941	3479	" " Case.....
15141	3479	" " " Hinge, Nos. 2973, 2974 and 15140.....
15140	3479	Shuttle Bobbin Case Latch.....
2973	3479	" " " " Lever.....
2974	3479	" " " " " Fulcrum Pin.....
2975	3479	Shuttle Bobbin Case Latch Spring.....
592E	3479	" " " " Stop Screw....
33993	3483	" " " Position Plate.....
391J	3483	" " " " " Screw
33942	3479	Shuttle Bobbin Case complete, Nos. 591F, 592E, 2975, 15141, 15278 and 33941..
15728	3479	Shuttle Body.....
591F	3479	" Tension Regulating Screw.....
15278	3479	" " Spring.....
15729	3479	Shuttle, 1 11/16 in. diam., Nos. 2996, 15728 and 33942.....
*15730	----	Shuttle Driver.....
15731	3483	" " 15730 with two 462C.....
2049	----	" " Pin.....
462C	3483	" " Set Screw.....
7494	3478	" Pitman with four 196D.....
196D	3478	" " Cap Screw.....
777C	3478	" " Connecting Ball Joint Screw.....
1519E	3478	Shuttle Pitman Connecting Ball Joint Screw Nut.....
14832	3478	Shuttle Pitman Crank Wheel with 435C and 743C.....
743C	3478	Shuttle Pitman Crank Wheel Position Screw.....
435C	3478	Shuttle Pitman Crank Wheel Set Screw....
14049	3483	" Race Back.....
2532	3483	" " " Position Pin.....
2533	3483	" " " Spring.....
648D	3483	" " " " Screw.....
33943	3483	" " Body.....
33944	----	" " " 33943 with 7326 and two 662D.....
33945	----	Shuttle Race Body 33944 with two 2532...
33946	----	" " " 33945 with 33993 and two 391J.....
33947	3483	Shuttle Race complete, Nos. 648D, 2533, 14049 and 33946.....
14050	3483	Shuttle Race Bracket.....
142503	3483	Shuttle Race Bracket complete. Nos. 7317, 7318, 14031, 14050, 14856, 15730 and three 2049.....

10 PARTS FOR MACHINE No. 32-63

No.	Plate	Name
14051	3483	Shuttle Race Bracket Adjusting Slide....
219F	3483	" " " " " Screw
14105	3483	" " " " " Steady
		Pin.....
146D	3483	Shuttle Race Bracket Screw.....
7326	3483	" " Cap.....
662C	3483	" " " Screw.....
145F	3483	" " Screw.....
2102	3479	Tension Disc.....
1560C	3479	" Regulating Thumb Nut.....
33932	3479	" Releaser with 10136.....
106D	3479	" " Hinge Screw.....
10135	3479	" " Spring.....
10136	3479	" " " Hook.....
413C	3479	" Screw Stud.....
33892	----	" " " 413C with 1560C.....
2103	3479	" Spring (heavy).....
8238	----	" " (light).....
7332	3479	" Thread Guard.....
7331	3479	Tension complete, Nos. 2103, 7335, 7336,
		33892 and two 2102.....
33899	----	Tension complete, Nos. 7335, 7336, 8238,
		33892 and two 2102.....
2112	3479	Thread Retaining Disc with 2113.....
2113	3479	" " " Steady Pin.....
2114	3479	" " Spring.....
2115	3479	" " Stud.....
460C	3479	" " " Set Screw.....
2111	3479	Thread Retainer Guide complete, Nos. 2112,
		2114 and 2115.....
7562	3478	Thread Take-up Cam with 448C.....
2117	3478	" " " Pin.....
448C	3478	" " " Set Screw.....
33995	3478	" " Lever with 1822.....
33996	3478	" " " 33995 with 79C....
79C	3478	" " " Hinge Screw.....
1822	3478	" " " Roller and Stud...
7335	3479	" " Spring.....
7336	3479	" " " Regulator.....
446C	3479	" " " " Set Screw
*15404	----	Trade Mark.....
15405	----	" " Rivet.....
7542	3487	Drip Pan (power table) with five 1 in.
		wire nails.....

ACCESSORIES

No.	Plate	Name
27055	3484	Machine Button with wood screw 1 3/4 in. No. 14.....
120342	3484	Oiler (copper plated) with 120343.....
120343	3484	" Spout 3 1/2 in. long.....
41400	3484	Machine Rest Pin (wood).....
26026	3484	Screw Driver (large).....
26485	3484	" " (small).....
8909	3484	Wrench for 1517.....

BOBBIN WINDER

(ECCENTRIC)

No.	Plate	Name
2466	3482	Eccentric.....
51224D	3482	" Thumb Screw.....
2467	3482	Frame.....
2460	3482	Friction Ring (rubber).....
2461	3482	Pulley.....
2693	3482	Spindle.....
2694	----	" 2693 with 2461.....
2692	3482	Bobbin Winder (eccentric) complete, Nos. 2460, 2466, 2467, 2694 and 51224D...
161D	3482	Bobbin Winder Screw.....

CARPET GUIDE

No.	Plate	Name
121620	3485	Carpet Guide (left).....
157F	3485	" " " Screw.....
121621	3485	" " (right) with 171J.....
171J	3485	" " " Adjusting Screw....
7508	3485	" " " Clamp.....
207J	3485	" " " " Screw.....
121623	3485	" " " Plate.....
50472F	3485	" " " " Screw.....
190F	3485	" " " Set Screw.....
121622	3485	Carpet Guide (right) complete, Nos.190F, 7508, 121621, 121623 and two 207J...
121624	3485	Carpet Guide Tape Guide (on shank).....
50472F	3485	" " " " Screw.....

KNEE LIFTER PARTS

No.	Plate	Name
7535	3486	Lifting Lever.....
802D	3486	" " Hinge Screw.....
15773	3486	" " Spring.....
7538	3481	Presser Bar Lifting Bracket with 740C...
740C	3481	" " " " Set Screw...
2763	3486	Rock Shaft.....
12242	3486	" " Hanger with two wood screws 1 in. No. 10.....
2765	3486	Rock Shaft Knee Arm.....
2766	3486	" " " " Hub with 356C.....
356C	3486	" " " " Set Screw.....
2768	----	Rock Shaft Knee Arm complete, Nos. 2765 to 2767.....
2767	3486	Rock Shaft Knee Plate with 356C.....
356C	3486	" " " " Set Screw.....
6337	3486	" " Lifting Bracket with two 356C
2778	3486	" " " " Hook.....
356C	3486	" " " " Set Screw
356C	3486	" " " " Set Screw....
2770	3486	" " Stop Dog with 140219C.....
140219C	3486	" " " " Set Screw.....
2777	3486	Rock Shaft complete, Nos. 2763, 2768, 2770, 2778, 6337 and two 12242.....
7533	----	Knee Lifter complete (power table) Nos. 802D, 2777, 7535, 7538 and 15773....

TAPE REEL

No.	Plate	Name
121702	3487	Disc, 10 in. diam., with 793R.....
793R	3487	" Thumb Screw.....
120909	3487	Spool Holder Rod.....
168B	3487	" " " Set Screw.....
27723	3487	" " Stand Base with 168B and three wood screws 1 in. No. 10.....
121703	3487	Tape Reel complete, Nos. 27723, 120909 and two 121702.....

NUMERICAL
LIST
OF PARTS

NUMERICAL LIST OF PARTS

No.	Plate	Name
15C	3478	Needle Bar Frame Cam and Bevel Gear Screw for 33950.....
33D	3480	Feed Ratchet Pawl Hinge Screw for 15752.
33D	3480	" " Retaining Pawl Hinge Screw for 15752.....
36C	3481	Presser Bar Lifter Screw.....
79C	3478	Thread Take-up Lever Hinge Screw for 33996.....
106D	3479	Tension Releaser Hinge Screw for 33959..
122D	3482	Arm Side Plate Screw for 15670.....
123E	3482	Arm Screw.....
144D	3478	" Shaft (horizontal) Screw.....
145E	3482	Bed Leg Screw.....
145F	3483	Shuttle Race Screw.....
146D	3483	" " Bracket Screw.....
157F	3485	Carpet Guide (left) Screw.....
161D	3480	Feed Wheel Shaft Frame Bracket Screw....
161D	3482	Bobbin Winder Screw.....
168B	3487	Tape Reel Spool Holder Rcd Set Screw for 27723.....
171J	3485	Carpet Guide (right) Adjusting Screw for 121621.....
190F	3485	Carpet Guide (right) Set Screw for 121622.....
190D	3479	Face Plate Screw.....
190D	3486	Needle Bar Frame Cam and Bevel Gear Cover Screw.....
196F	3481	Needle Clamp Screw for 7287.....
196D	3478	Shuttle Pitman Cap Screw for 7494.....
207J	3485	Carpet Guide (right) Clamp Screw for 121622.....
219F	3483	Shuttle Race Bracket Adjusting Slide Screw.....
226J	3482	Needle Bar Frame Regulator Adjusting Screw Stud Stop Screw (lower) for 33861.....
226J	3482	Needle Bar Frame Regulator Adjusting Screw Stud Stop Screw (upper) for 33861.....
248A	3478	Clamp Stop Motion Clamp Stop Screw for 3022.....
256J	3478	Clamp Stop Motion Clamp Screw for 3022.
263E	3481	Pressure Regulating Thumb Screw.....
283D	3482	Arm Side Plate Thumb Screw for 15670....
356C	3486	Rock Shaft Knee Arm Hub Set Screw for 2766.....
356C	3486	Rock Shaft Knee Plate Set Screw for 2767

NUMERICAL LIST OF PARTS

No.	Plate	Name
356C	3486	Rock Shaft Lifting Bracket Hook Set Screw for 6337.....
356C	3486	Rock Shaft Lifting Bracket Set Screw for 6337.....
380C	3481	Needle Bar Connecting Link Hinge Screw..
391J	3483	Shuttle Bobbin Case Position Plate Screw for 33946.....
413C	3479	Tension Screw Stud for 33892.....
428C	3480	Feed Wheel Shaft Frame Connection Hinge Screw for 15752.....
435C	3478	Shuttle Pitman Crank Wheel Set Screw for 14832.....
446C	3479	Thread Take-up Spring Regulator Set Screw.....
448C	3478	Balance Wheel Set Screw for 7370.....
448C	3478	Feed Eccentric Collar Set Screw for 15677.....
448C	3478	Feed Eccentric Set Screw for 15676.....
448C	3478	Thread Take-up Cam Set Screw for 7562...
449C	3478	Arm Shaft (upright) Gear Set Screw for 33376.....
453C	3481	Needle Bar Connecting Stud Set Screw for 7284.....
453C	3478	Needle Bar Frame Driving Bevel Pinion Set Screw for 33970.....
458C	3478	Arm Shaft (horizontal) Gear Set Screw for 33975.....
460C	3482	Needle Bar Frame Regulator Shaft Collar Set Screw for 6533.....
460C	3479	Thread Retaining Stud Set Screw.....
462C	3478	Arm Shaft (upright) Collar Set Screw for 7599.....
462C	3478	Clamp Stop Motion Flanged Bushing Set Screw for 4933.....
462C	3480	Feed Wheel Shaft Frame Hinge Pin Set Screw for 33992.....
462C	3483	Shuttle Driver Set Screw for 15731.....
549C	3482	Needle Bar Frame Regulator Adjusting Screw Stud for 33861.....
577C	3481	Needle Bar Frame Screw Center (lower)...
591F	3479	Shuttle Tension Regulating Screw for 33942.....
592E	3479	Shuttle Bobbin Case Latch Stop Screw for 33942.....
620C	3481	Needle Bar Frame Pitman Hinge Stud Stop Screw for 7291.....
646F	3481	Needle Bar Frame Pitman Hinge Screw.....
648D	3483	Shuttle Race Back Spring Screw for 33947
662C	3483	" " Cap Screw for 33944.....

NUMERICAL LIST OF PARTS

15

No.	Plate	Name
665D	3481	Needle Clamp Thread Guide Screw for 15721.....
673F	3481	Needle Bar Frame Screw Center (upper)...
735C	3483	Oscillating Rock Shaft Crank Set Screw for 14856.....
735C	3483	Oscillating Shaft Crank Set Screw for 7318.....
740C	3481	Presser Bar Lifting Bracket Set Screw for 7538.....
743C	3478	Shuttle Pitman Crank Wheel Position Screw for 14832.....
777C	3478	Shuttle Pitman Connecting Ball Joint Screw.....
793R	3487	Tape Reel Disc Thumb Screw for 121702...
802D	3486	Lifting Lever Hinge Screw for 7533.....
986C	3480	Feed Regulator Adjusting Screw Stud for 15752.....
1012E	3478	Feed Eccentric Connection Adjusting Screw for 15678.....
1012E	3481	Needle Bar Connecting Link Adjusting Screw for 7283.....
1517E	3481	Needle Bar Frame Screw Center (lower) Nut.....
1517D	3481	Needle Bar Frame Screw Center (upper) Nut.....
1519E	3478	Shuttle Pitman Connecting Ball Joint Screw Nut.....
1520E	3481	Needle Bar Connecting Link Hinge Screw Nut.....
1538D	3480	Feed Regulator Adjusting Screw Thumb Nut for 15752.....
1560C	3479	Tension Regulating Thumb Nut for 33892..
1589D	3482	Needle Bar Frame Regulator Adjusting Screw Stud Thumb Nut.....
1813	3483	Oscillating Shaft Crank Roller and Stud for 7318.....
1820C	3482	Needle Bar Frame Regulator Roller and Stud for 729F.....
1822	3478	Thread Take-up Lever Roller and Stud for 33995.....
2002	3482	Arm Dowel Pin.....
2020	3478	Clamp Stop Motion Clamp Washer for 3022..
2049	3483	Oscillating Rock Shaft Crank Pin for 142503.....
2049	3483	Oscillating Shaft Crank Pin for 142503..
2049	----	Shuttle Driver Pin for 142503.....
207C	3481	Presser Bar Spring Washer.....
2102	3479	Tension Disc for 7331 and 33899.....
2103	3479	" Spring (heavy) for 7331.....

NUMERICAL LIST OF PARTS

No.	Plate	Name
2111	3479	Thread Retainer Guide complete, Nos. 2112, 2114 and 2115.....
2112	3479	Thread Retaining Disc with 2113, for 2111.....
2113	3479	Thread Retaining Disc Steady Pin for 2112.....
2114	3479	Thread Retaining Spring for 2111.....
2115	3479	" " Stud for 2111.....
2117	3478	Arm Shaft (horizontal) Gear Pin.....
2117	3478	" " (upright) Collar Pin.....
2117	3478	" " " Gear Pin.....
2117	3478	Thread Take-up Cam Pin.....
2269	3480	Feed Wheel Shaft Frame Connection Pin...
2308	3481	Presser Bar Spring.....
2460	3482	Bobbin Winder Friction Ring (rubber) for 2692.....
2461	3482	Bobbin Winder Pulley for 2694.....
2466	3482	" " Eccentric for 2692.....
2467	3482	" " Frame for 2692.....
2532	3483	Shuttle Race Back Position Pin for 33945
2533	3483	" " " Spring for 33947.....
2692	3482	Bobbin Winder (eccentric) complete, Nos. 2460, 2466, 2467, 2694 and 51224D...
2693	3482	Bobbin Winder Spindle for 2694.....
2694	----	" " " 2693 with 2461, for 2692.....
2763	3486	Rock Shaft for 2777.....
2765	3486	" " Knee Arm for 2768.....
2766	3486	" " " Hub with 356C, for 2768.....
2767	3486	Rock Shaft Knee Plate with 356C, for 2768.....
2768	----	Rock Shaft Knee Arm complete for 2777, Nos. 2765 to 2767.....
2770	3486	Rock Shaft Stop Dog with 140219C, for 2777.....
2777	3486	Rock Shaft complete for 7533, Nos. 2763, 2768, 2770, 2778, 6337 and two 12242
2778	3486	Rock Shaft Lifting Bracket Hook for 2777
2862	3478	Balance Wheel 3 in. pulley for 3022.....
2973	3479	Shuttle Bobbin Case Latch Lever for 15141.....
2974	3480	Feed Ratchet Pawl Spring Pin for 15679 and 15684.....
2974	3480	Feed Ratchet Retaining Pawl Spring Pin for 15681 and 15689.....
2974	3479	Shuttle Bobbin Case Latch Lever Fulcrum Pin for 15141.....
2975	3479	Shuttle Bobbin Case Latch Spring for 33942.....

NUMERICAL LIST OF PARTS

17

No.	Plate	Name
2996	3479	Shuttle Bobbin for 15729.....
3022	----	Clamp Stop Motion complete, Nos. 248A, 256J, 2020 and 4933.....
4784	3483	Oscillating Rock Shaft Oil Pad for 14031
4933	3478	Clamp Stop Motion Flanged Bushing with two 462C, for 3022.....
6312	3480	Feed Regulator Adjusting Screw Thumb Nut Washer for 15752.....
6337	3486	Rock Shaft Lifting Bracket with two 356C, for 2777.....
6533	3482	Needle Bar Frame Regulator Shaft Collar with 460C.....
7070	3482	Needle Bar Frame Regulator Adjusting Screw Stud Sleeve.....
*7257	----	Arm Side Plate for 15670.....
7259	3482	Bed Leg.....
7283	3481	Needle Bar Connecting Link with 1012E...
7284	3481	" " " Stud with 453C....
7287	3481	" Clamp with 196F, for 15721.....
7288	3481	" " Thread Guide for 15721.....
7290	3486	" Bar Frame Cam and Bevel Gear Cover
7291	3481	" " " with 620C.....
7293	3482	" " " Pitman.....
7294	3481	" " " Hinge Stud.....
7295	3482	" " " Regulator with 1820C, for 33861.....
7298	3482	Needle Bar Frame Regulator Shaft Pin for 33861.....
7317	3483	Oscillating Shaft for 142503.....
7318	3483	" " Crank with 735C and 1813, for 142503.....
7326	3483	Shuttle Race Cap for 33944.....
7331	3479	Tension complete, Nos. 2103, 7335, 7336, 33892 and two 2102.....
7332	3479	Tension Thread Guard.....
7335	3479	Thread Take-up Spring for 7331 and 33899
7336	3479	" " " Regulator for 7331 and 33899.....
7370	3478	Balance Wheel, 2 3/4 in. pulley, with two 448C.....
7471	3478	Arm Shaft (upright).....
7494	3478	Shuttle Pitman with four 196D.....
7508	3485	Carpet Guide (right) Clamp for 121622...
7533	----	Knee Lifter complete (power table) Nos. 802D, 2777, 7535, 7538 and 15773....
7535	3486	Lifting Lever for 7533.....
7538	3481	Presser Bar Lifting Bracket with 740C, for 7533.....
7542	3487	Drip Pan (power table) with five 1 in. wire nails.....

NUMERICAL LIST OF PARTS

No.	Plate	Name
7562	3478	Thread Take-up Cam with 448C.....
7599	3478	Arm Shaft (upright) Collar with 462C....
7652	3481	Needle Bar with 15588, for 15721.....
7958	3480	Feed Ratchet Wheel Pin for 15752.....
7958	3480	" Wheel Pin for 15752.....
7958	3480	" " Shaft Collar Pin for 15752...
8238	----	Tension Spring (light) for 33899.....
8879	3478	Arm Spool Pin Washer (cloth).....
8909	3484	Wrench for 1517 (Accessories).....
10135	3479	Tension Releaser Spring for 33959.....
10136	3479	" " " Hook for 33932 and 33958.....
12242	3486	Rock Shaft Hanger with two wood screws 1 in. No. 10 for 2777.....
14031	3483	Oscillating Rock Shaft with 4784, for 142503.....
14049	3483	Shuttle Race Back for 33947.....
14050	3483	" " Bracket for 142503.....
14051	3483	" " " Adjusting Slide....
14105	3483	" " " " " Steady Pin.....
14832	3478	Shuttle Pitman Crank Wheel with 435C and 743C.....
14856	3483	Oscillating Rock Shaft Crank with 735C, for 142503.....
15140	3479	Shuttle Bobbin Case Latch for 15141.....
15141	3479	" " " Hinge, Nos. 2973, 2974 and 15140, for 33942.....
15278	3479	Shuttle Tension Spring for 33942.....
*15404	----	Trade Mark for 15670.....
15405	----	" " Rivet for 15670.....
15537	3481	Needle Bar Gib for 15721.....
15588	3481	" Stop Pin for 7652.....
*15670	----	Arm with 122D, 283D, 7257, 15404 and two 15405.....
15671	3478	Arm Shaft (horizontal).....
15676	3478	Feed Eccentric with two 448C.....
15677	3478	" " Collar with two 448C.....
15678	3478	" " Connection with 1012E....
15679	3480	" Ratchet Pawl with 2974, for 15752..
15680	3480	" " " Spring for 15752.....
15681	3480	" " Retaining Pawl with 2974, for 15752.....
15682	3480	Feed Ratchet Retaining Pawl Spring for 15752.....
15683	3480	Feed Ratchet Wheel for 15752.....
15684	3480	" Regulator with 2974, for 15752....
15685	3480	" " Adjusting Screw Sleeve for 15752.....

NUMERICAL LIST OF PARTS


19

No.	Plate	Name
15686	3480	Feed Wheel for 15752.....
15687	3480	" " Shaft for 15752.....
15688	3480	" " " Collar for 15752.....
15689	3480	" " " Frame with 2974, for 15752.....
15691	3480	Feed Wheel Shaft Frame Connection for 15752
15692	3480	Feed Wheel Shaft Frame Hinge Pin for 15752.....
15693	3481	Presser Bar.....
15721	----	Needle Bar complete, Nos. 665D, 7287, 7288, 7652 and 15537.....
15728	3479	Shuttle Body for 15729.....
15729	3479	Shuttle, 1 11/16 in. diam., Nos. 2996, 15728 and 33942.....
*15730	----	Shuttle Driver for 15731 and 142503.....
15731	3483	" " 15730 with two 462C.....
15752	3480	Feed Wheel complete, Nos. 428C, 986C, 1538D, 6312, 15679 to 15689, 15691, 15692, 33992, two 33D and three 7958
15773	3486	Lifting Lever Spring for 7533.....
15783	3478	Arm Shaft (upright) Lower Bearing Oil Tube.....
26026	3484	Screw Driver (large) Accessories.....
26485	3484	" " (small) Accessories.....
27055	3484	Machine Button with wood screw 1 3/4 in. No. 14 (Accessories).....
27723	3487	Tape Reel Spool Holder Stand Base with 168B and three wood screws 1 in., No. 10, for 121703.....
*33861	----	Needle Bar Frame Regulator 7295 with 549C, 7298, 33948 and two 226J.....
33875	3478	Arm Shaft (horizontal) Gear (24 teeth) with 458C.....
33876	3478	Arm Shaft (upright) Gear (24 teeth) with 449C.....
33892	----	Tension Screw Stud 413C with 1560C, for 7331 and 33899.....
33899	----	Tension complete, Nos. 7335, 7336, 8238, 33892 and two 2102.....
33932	3479	Tension Releaser with 10136, for 33959..
33941	3479	Shuttle Bobbin Case for 33942.....
33942	3479	Shuttle Bobbin Case complete for 15729, Nos. 591F, 592E, 2975, 15141, 15278 and 33941.....
33943	3483	Shuttle Race Body for 33944.....
33944	----	" " " 33943 with 7326 and two 662C, for 33945.....
33945	----	Shuttle Race Body 33944 with two 2532, for 33946.....

NUMERICAL LIST OF PARTS

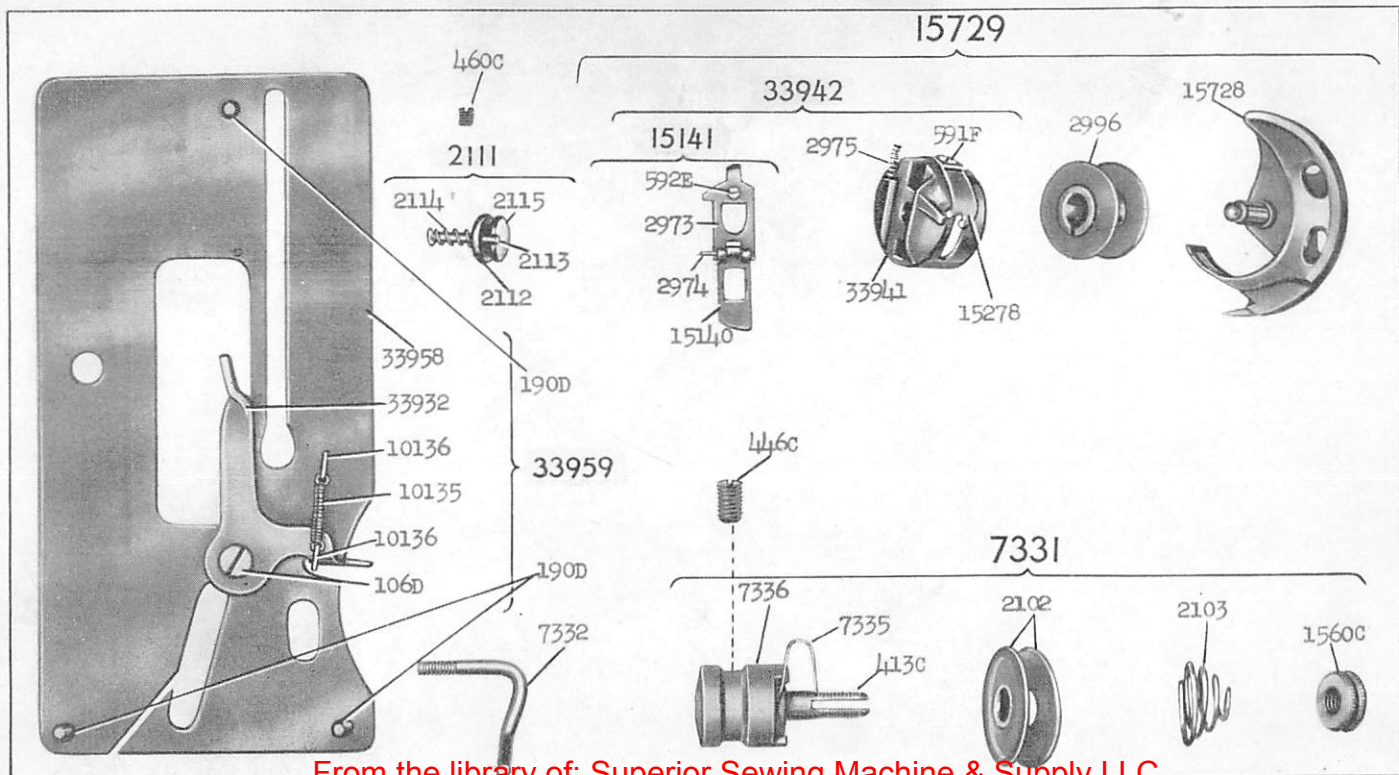
No.	Plate	Name
33946	----	Shuttle Race Body 33945 with 33993 and two 391J, for 33947.....
33947	3483	Shuttle Race complete, Nos. 648D, 2533, 14049 and 33946.....
33948	3482	Needle Bar Frame Regulator Shaft for 33861.....
33950	3478	Needle Bar Frame Cam and Bevel Gear (36 teeth) with 15C.....
33958	3479	Face Plate with 1013G, for 33959.....
33959	3479	Face Plate with Tension Releaser complete, Nos. 106D, 10135, 33932 and 33958.....
33970	3478	Needle Bar Frame Driving Bevel Pinion (18 teeth) with two 453C.....
33992	3480	Feed Wheel Shaft Frame Bracket with 462C, for 15752.....
33993	3483	Shuttle Bobbin Case Position Plate for 33946.....
33995	3478	Thread Take-up Lever with 1822, for 33996.....
33996	3478	Thread Take-up Lever 33995 with 79C.....
41400	3484	Machine Rest Pin (wood) Accessories...
50231F	3485	Needle Plate Screw.....
50472F	3485	Carpet Guide (right) Plate Screw.....
50472F	3485	Carpet Guide Tape Guide Screw.....
51224D	3482	Bobbin Winder Eccentric Thumb Screw for 2692.....
52016	3481	Presser Bar Lifter.....
52239	3478	Arm Spool Pin and Thread Eyelet.....
120342	3484	Oiler (copper plated) with 120343 (Accessories).....
120343	3484	Oiler Spout, 3 1/2 in. long, for 120342.
120909	3487	Tape Reel Spool Holder Rod for 121703...
121620	3485	Carpet Guide (left).....
121621	3485	" " (right) with 171J, for 121622.....
121622	3485	Carpet Guide (right) complete, Nos.190F, 7508, 121621, 121623 and two 207J...
121623	3485	Carpet Guide (right) Plate for 121622...
121624	3485	" " Tape Guide (on shank)
121702	3487	Tape Reel Disc, 10 in. diam., with 793R, for 121703.....
121703	3487	Tape Reel complete, Nos.27723,120909 and two 121702.....
140219C	3486	Rock Shaft Stop Dog Set Screw for 2770..
*142501	----	Bed.....
142502	3485	Needle Plate.....
142503	3483	Shuttle Race Bracket complete, Nos.7317, 7318, 14031, 14050, 14856, 15730 and three 2049.....

ILLUSTRATIONS
OF
PARTS



3478 - 1/3

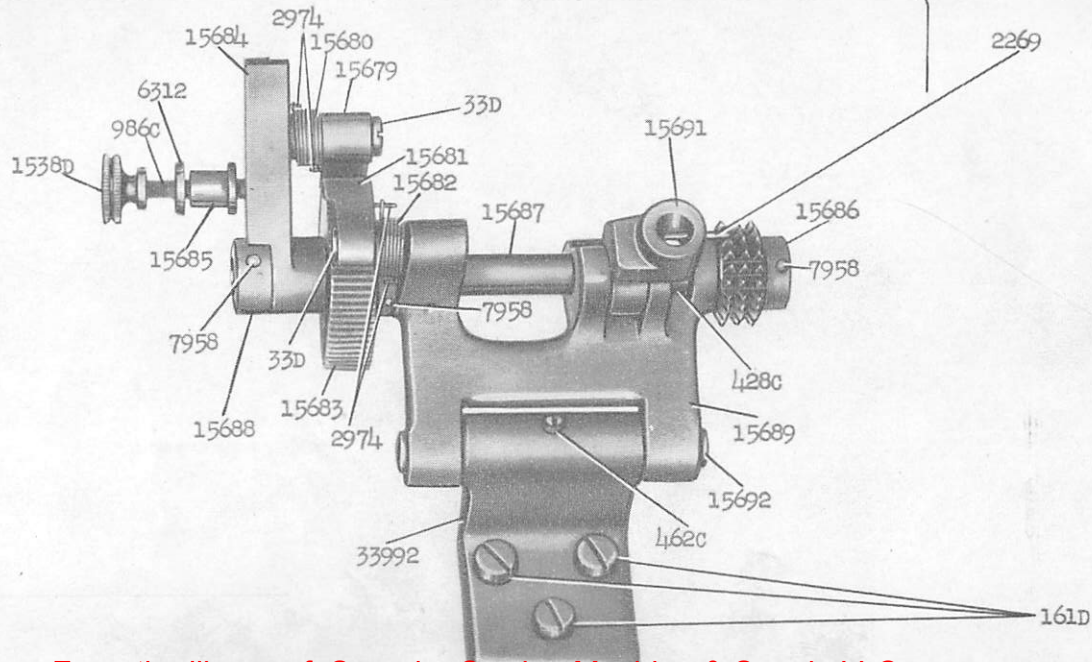
From the library of: Superior Sewing Machine & Supply LLC



3479 - 2/3

From the library of: Superior Sewing Machine & Supply LLC

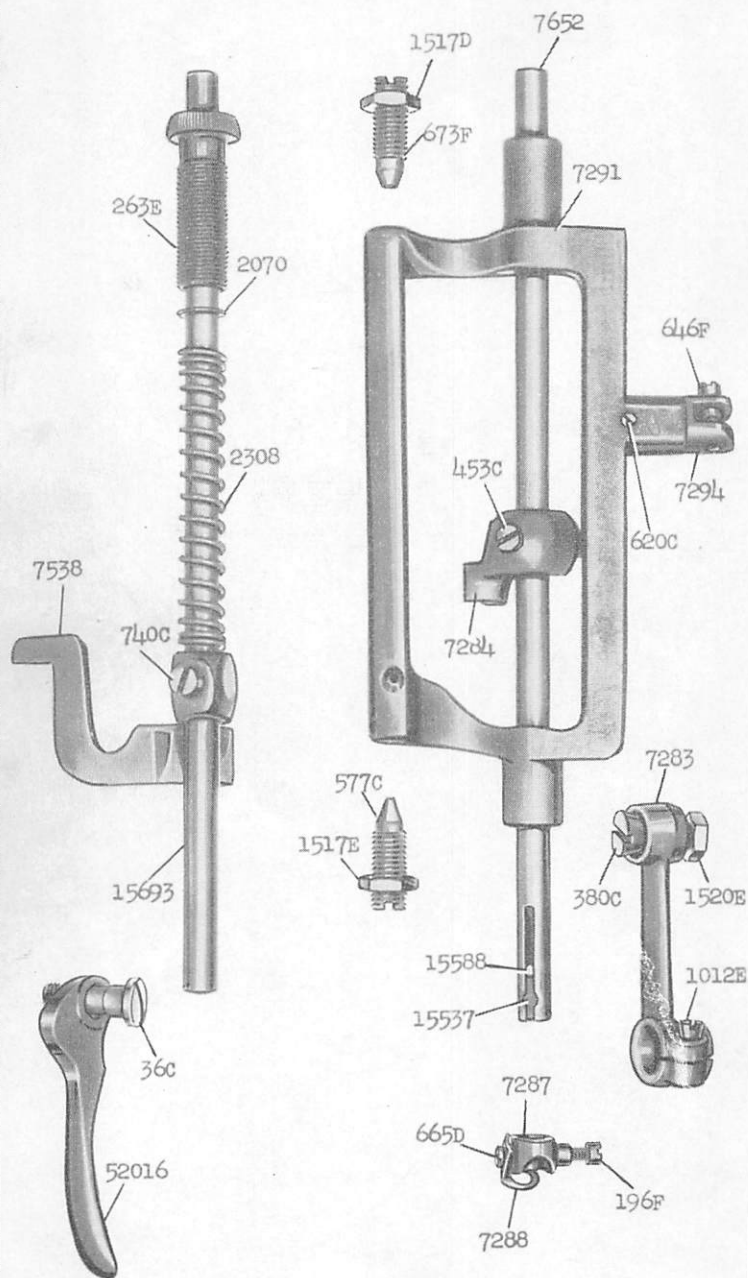
15752 142514

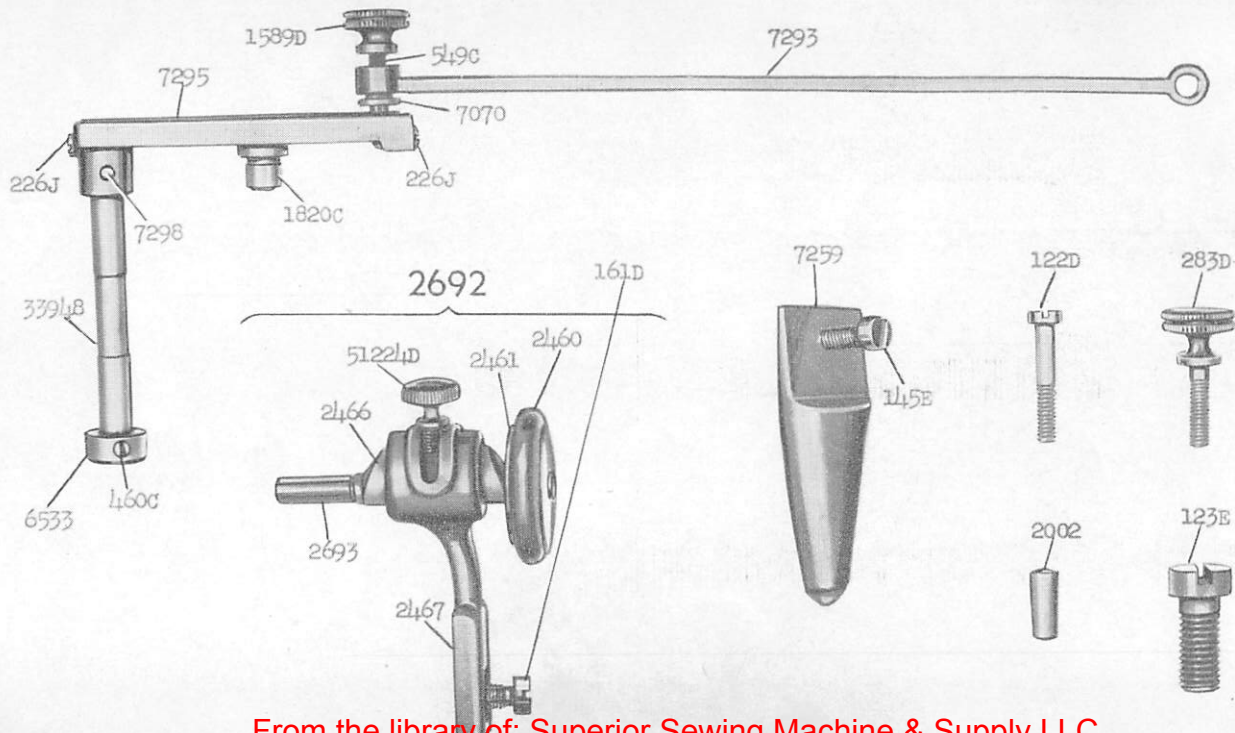


3480 - 2/3

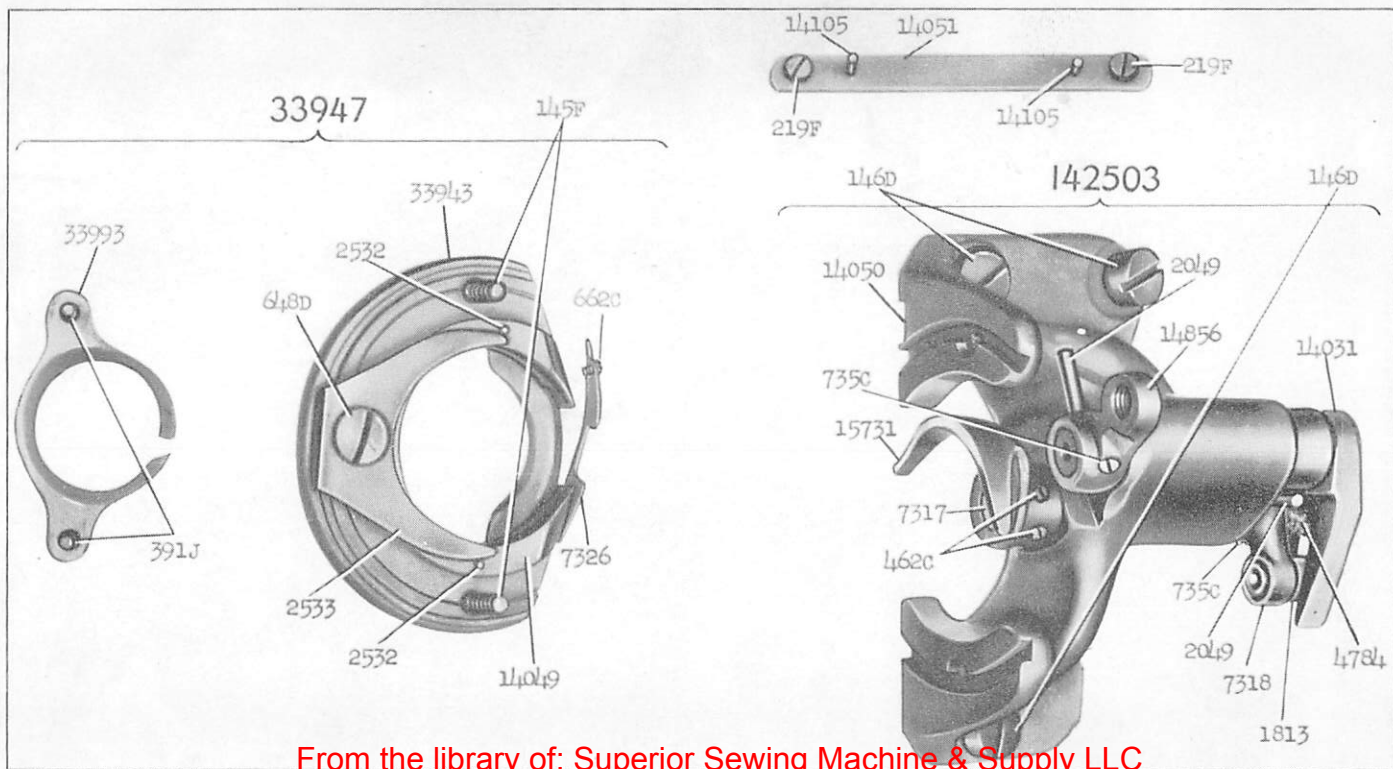
From the library of: Superior Sewing Machine & Supply LLC

3481 - 2/3



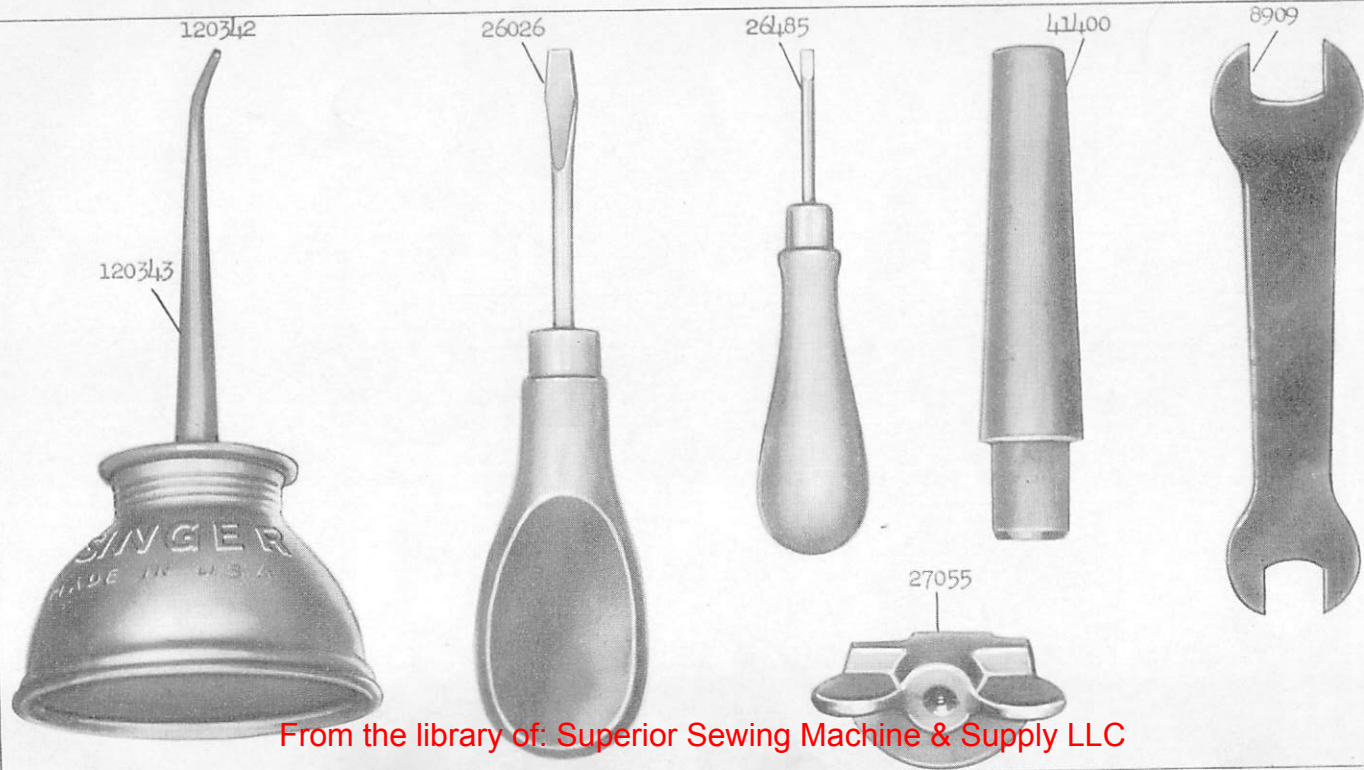


From the library of: Superior Sewing Machine & Supply LLC

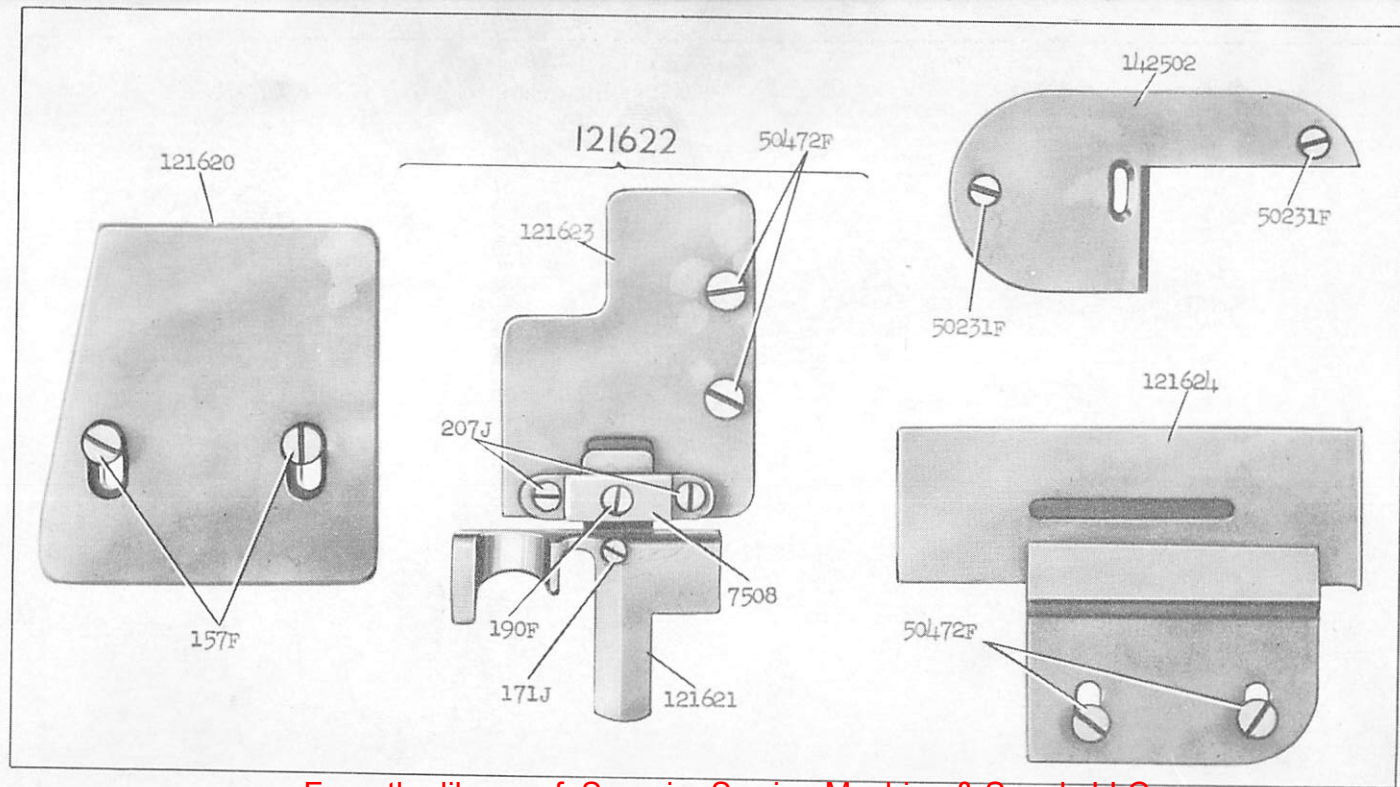


3483 - 2/3

From the library of: Superior Sewing Machine & Supply LLC



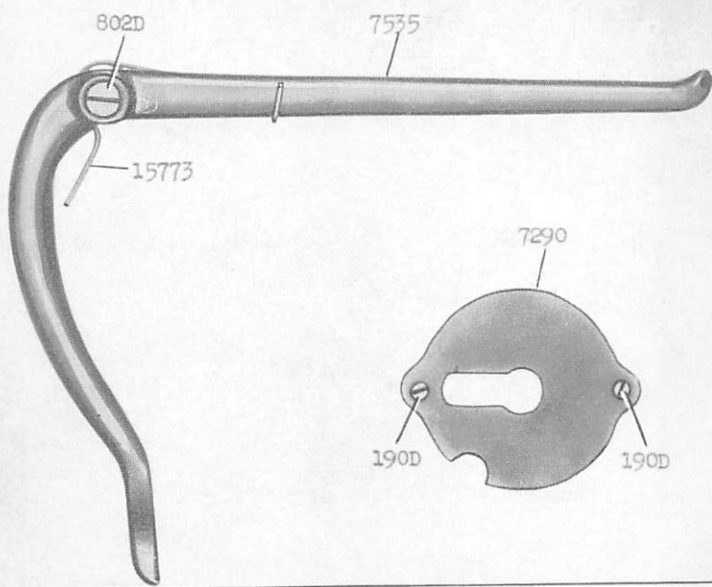
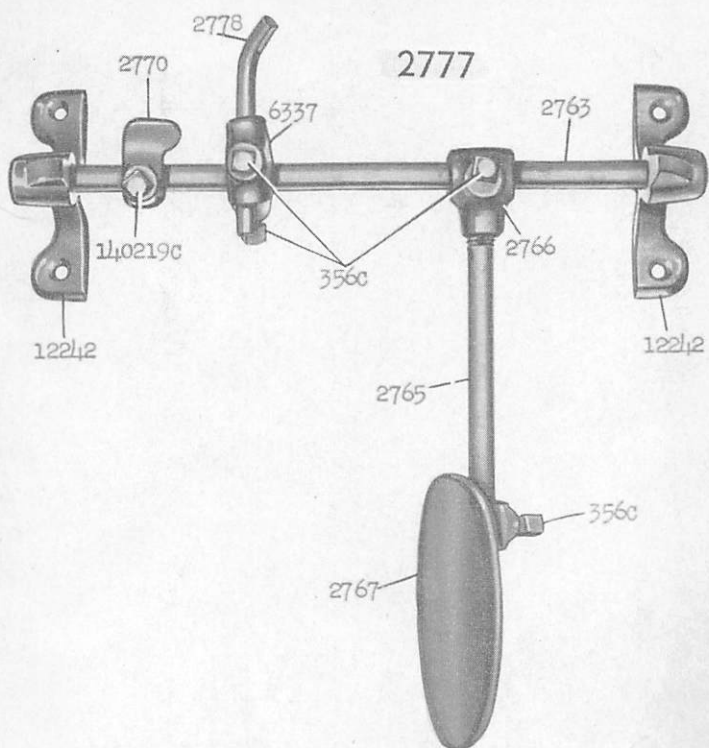
From the library of: Superior Sewing Machine & Supply LLC



3485 - 2/3


From the library of: Superior Sewing Machine & Supply LLC

3486 - 1/3



3487 - 1/3

7542



121703

121702

793R

120909

27723

168B

